

Scaled data based on original data using
LM-79-08 Approved Method: Electrical and Photometric Measurements of Solid-
State Lighting Products

Test Report Prepared for
Cooper Lighting Solutions
(formerly Eaton)

Brand: McGRAW-EDISON

Report Number: P144358

Luminaire Tested: **CNC-E01-LED-E1-WQ-8030**

Issue Date: 3/3/2020

Test Information

Test Method: LM-79-08
Report Number: P144358
REPORT IS SCALED FROM IESNA LM-79-08 TEST DATA (P33699)
Test Lab: INNOVATION CENTER-P3
Issue Date: 3/3/2020
Manufacturer: COOPER LIGHTING SOLUTIONS (FORMERLY EATON)
Product Line: MCGRAW-EDISON
Catalog Number: CNC-E01-LED-E1-WQ-8030
Description: CONCISE LED LUMINAIRE
(1) LIGHTBARS WITH AccuLED OPTICS - WIDE TYPE 5 SQUARE
Light Source: (21) 3000K CCT, 80 CRI LEDs
Ballast/Driver: -

Summary

Lumens per Lamp: N/A
Luminaire Lumens: 2609.7 lumens
Efficiency: N/A
Efficacy: 105.7 lumens/watt
Luminous Opening: Rectangular (W 0.17' x L: 1' x H: 0')
IES Classification: Type V - Short - Non-Cutoff
BUG Rating: B2 - U0 - G1

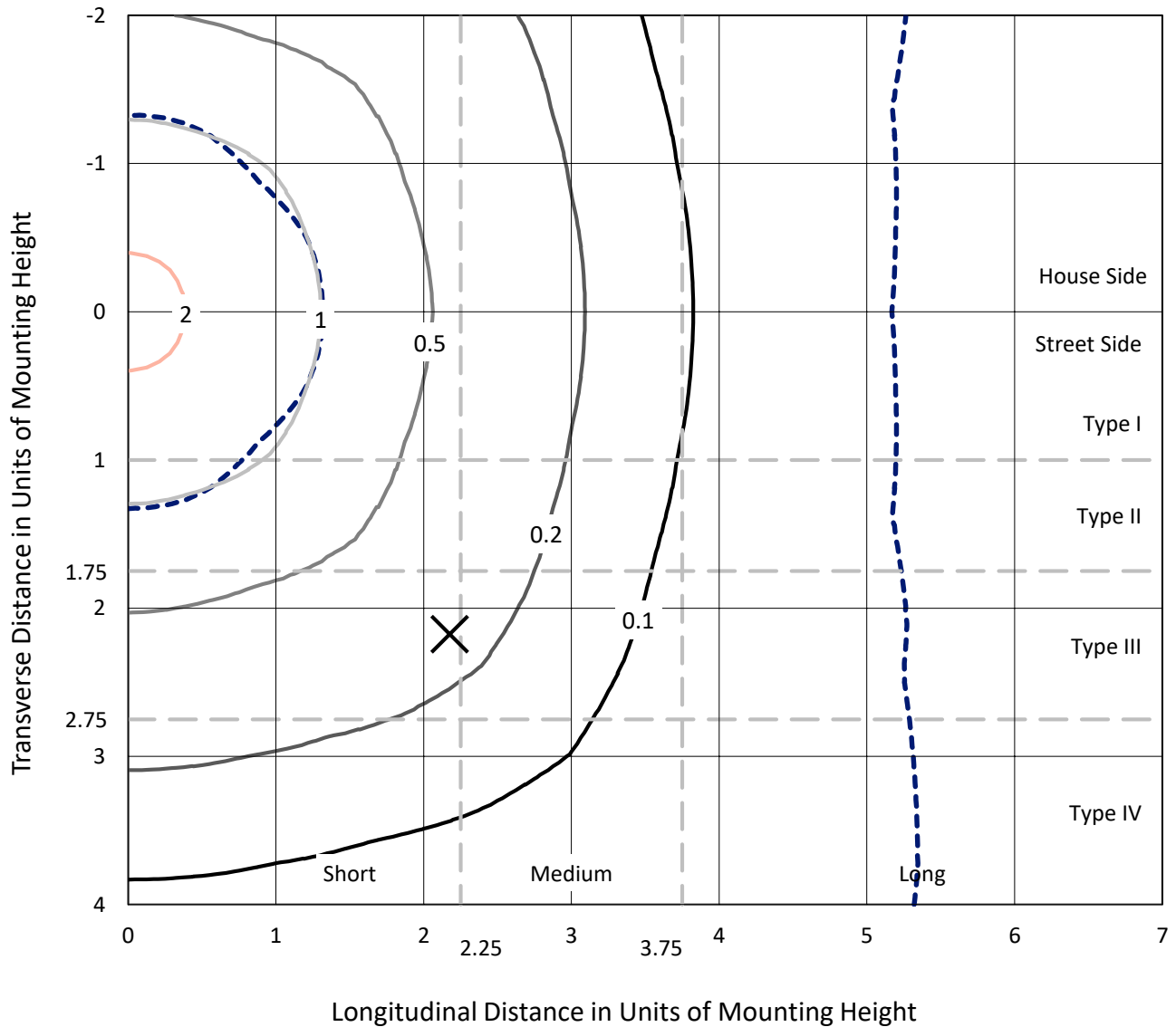
Input Watts (W): 24.7
Input Voltage (V): NR
Input Current (Ain): NR
Voltage Rise (V): NR
Power Factor: NR
Total Harmonic Distortion (THDi): NR
Frequency (hertz): 60
Stabilization Time: NR
Operation Time: NR
Ambient Temperature (°C): NR
Test Distance: 25 FT



REPORT NUMBER: P144358
 CATALOG NUMBER: CNC-E01-LED-E1-WQ-8030

Iso-Footcandle Lines of Horizontal Illumination

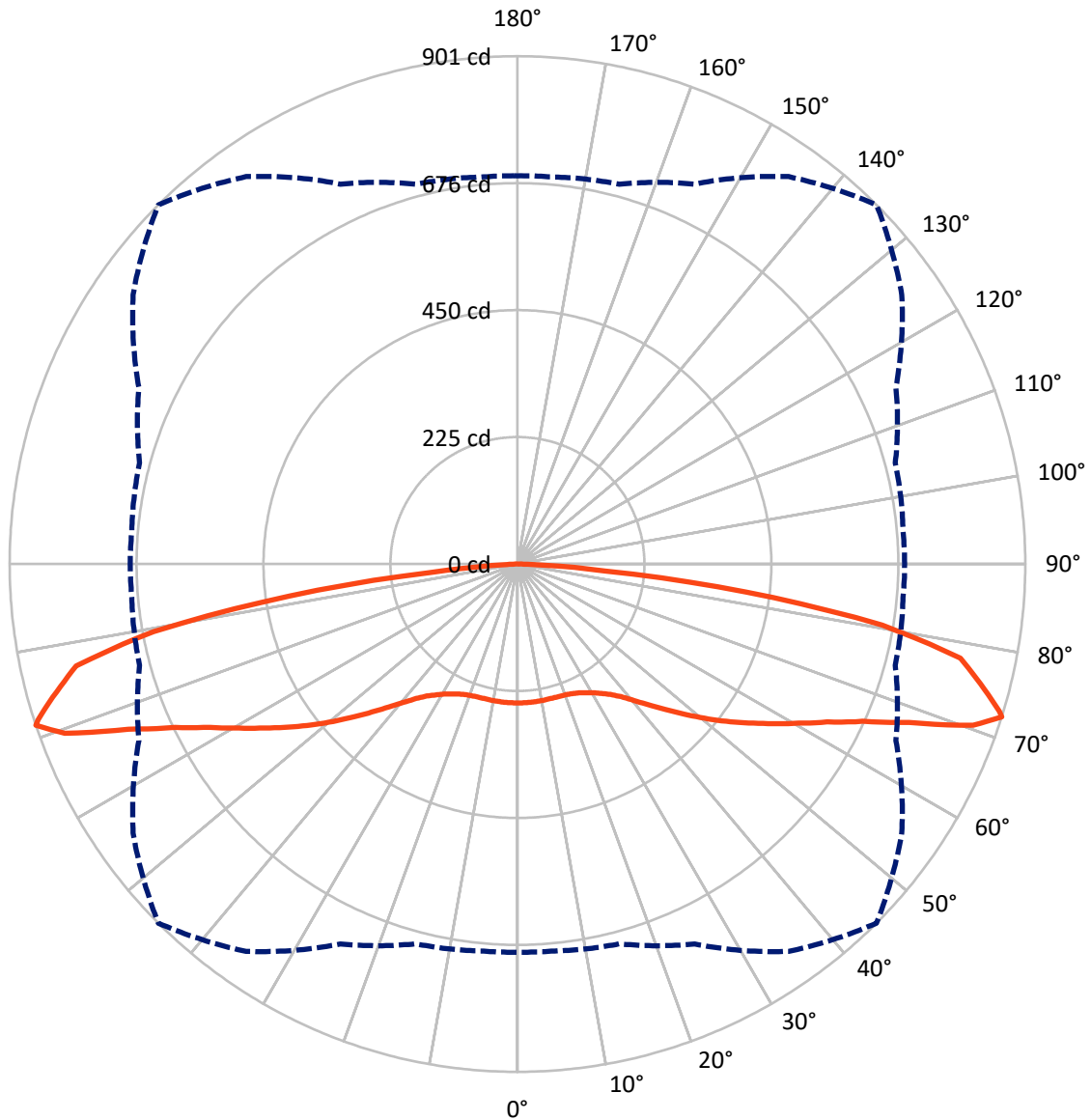
× Max cd
 - - - 1/2 Max cd



Based on 10 foot mounting height. Maximum calculated value = 2.5 fc
 Type V - Short - Non-Cutoff

REPORT NUMBER: P144358
CATALOG NUMBER: CNC-E01-LED-E1-WQ-8030

Luminous Intensity Polar Plot



— Vertical Plane Through 45-Deg Lateral - - - Horizontal Cone Through 72-Deg Vertical

REPORT NUMBER: P144358

CATALOG NUMBER: CNC-E01-LED-E1-WQ-8030

FLUX DISTRIBUTION:

		Downward	Upward	Total
House Side	Lumens	1304.8	0.0	1304.8
	% Fixture	50.0	0.0	50.0
Street Side	Lumens	1304.8	0.0	1304.8
	% Fixture	50.0	0.0	50.0
Total	Lumens	2609.7	0.0	2609.7
	% Fixture	100.0	0.0	100.0

Coefficient of Utilization

ZONAL LUMENS:

Zone	Lumens	% Fixture
0°-10°	23.5	0.9
10°-20°	69.9	2.7
20°-30°	117.4	4.5
30°-40°	178.6	6.8
40°-50°	282.4	10.8
50°-60°	431.3	16.5
60°-70°	631.9	24.2
70°-80°	717.9	27.5
80°-90°	156.8	6.0
90°-100°	0.0	0.0
100°-110°	0.0	0.0
110°-120°	0.0	0.0
120°-130°	0.0	0.0
130°-140°	0.0	0.0
140°-150°	0.0	0.0
150°-160°	0.0	0.0
160°-170°	0.0	0.0
170°-180°	0.0	0.0
0°-90°	2609.7	100.0
0°-180°	2609.7	100.0



REPORT NUMBER: P144358

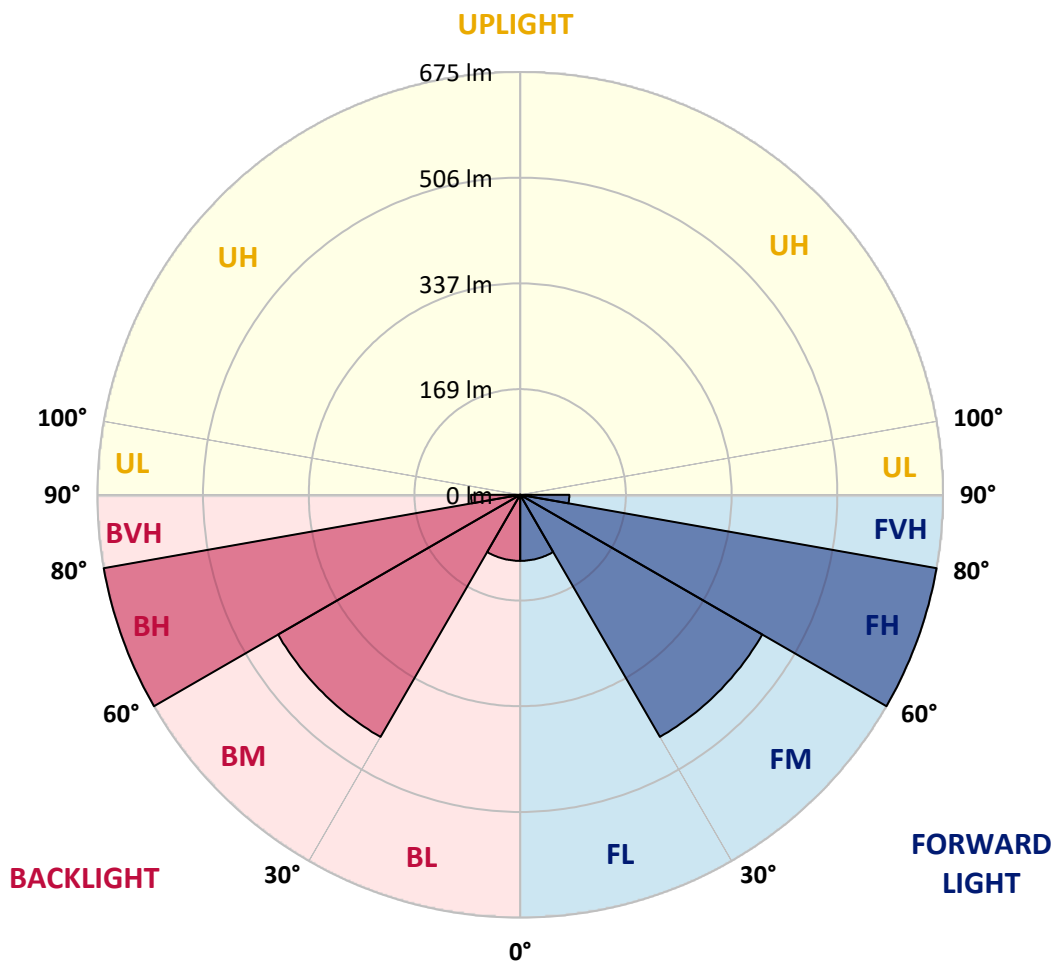
CATALOG NUMBER: CNC-E01-LED-E1-WQ-8030

LUMINAIRE CLASSIFICATION SYSTEM LUMEN TABLE AND BUG RATING:

Zone	Lumens	% Fixture	Zone Rating/Lumen Limit		
			B	U	G
FL (0°-30°)	105.4	4.0			
FM (30°-60°)	446.2	17.1			
FH (60°-80°)	674.9	25.9			G1/1800
FVH (80°-90°)	78.4	3.0			G1/100
BL (0°-30°)	105.4	4.0	B0/110		
BM (30°-60°)	446.2	17.1	B1/1000		
BH (60°-80°)	674.9	25.9	B2/1000		G1/1800
BVH (80°-90°)	78.4	3.0			G1/100
UL (90°-100°)	0.0	0.0		U0/0	
UH (100°-180°)	0.0	0.0		U0/0	

BUG Rating: B2-U0-G1

Type V Short





REPORT NUMBER: P144358

CATALOG NUMBER: CNC-E01-LED-E1-WQ-8030

CANDELA DISTRIBUTION (FULL):

	0°	5°	10°	15°	20°	25°	30°	35°	40°	45°	50°
0°	246.4	246.4	246.4	246.4	246.4	246.4	246.4	246.4	246.4	246.4	246.4
2.5°	247.0	246.9	246.7	246.6	246.5	246.4	246.4	246.4	246.4	246.3	246.3
5°	247.0	246.8	246.7	246.6	246.5	246.4	246.4	246.4	246.3	246.3	246.4
7.5°	246.6	246.7	246.6	246.4	246.4	246.4	246.3	246.3	246.2	246.1	246.2
10°	246.7	247.0	246.8	246.5	246.4	246.4	246.2	246.0	246.0	246.0	245.9
12.5°	246.8	247.2	246.9	246.6	246.5	246.4	246.2	246.0	245.9	245.8	245.6
15°	247.4	247.6	247.4	247.1	246.8	246.6	246.4	246.2	246.0	245.8	245.6
17.5°	247.7	248.2	247.8	247.6	247.2	247.0	246.8	246.6	246.4	246.2	246.0
20°	248.3	248.7	248.4	248.2	248.0	247.9	247.8	247.6	247.5	247.4	247.1
22.5°	249.4	249.7	249.7	249.6	249.6	249.6	249.7	249.8	249.6	249.6	249.2
25°	251.7	251.7	251.8	252.0	252.3	252.6	252.8	253.0	253.1	253.2	252.8
27.5°	255.6	256.0	256.1	256.2	256.7	257.1	257.5	258.0	258.2	258.5	258.1
30°	260.8	260.8	261.1	261.4	262.1	262.8	263.4	264.0	264.5	265.0	264.6
32.5°	267.4	267.8	268.2	268.6	269.5	270.4	271.4	272.4	273.0	273.6	273.2
35°	277.4	277.9	278.3	278.8	279.7	280.6	281.8	282.9	283.4	284.0	283.6
37.5°	291.6	291.6	292.2	292.8	293.4	294.0	295.5	297.0	297.6	298.2	297.8
40°	310.8	310.8	311.0	311.1	311.6	312.2	314.0	315.9	317.0	318.1	317.0
42.5°	332.8	333.7	333.6	333.6	334.0	334.4	336.2	338.0	339.5	341.1	340.4
45°	358.8	358.6	358.3	357.9	359.0	360.2	362.8	365.3	366.7	368.0	366.8
47.5°	385.0	384.8	384.3	383.8	385.0	386.2	390.0	393.8	395.7	397.6	395.5
50°	411.2	412.2	411.6	411.0	412.7	414.4	419.2	424.0	427.0	429.8	427.4
52.5°	440.2	440.9	440.2	439.6	441.9	444.2	449.9	455.6	459.5	463.4	460.1
55°	470.1	469.2	469.6	470.0	472.2	474.4	481.4	488.4	493.0	497.6	493.9
57.5°	498.1	498.4	498.1	497.7	501.2	504.6	513.4	522.3	528.1	533.9	529.3
60°	526.8	526.9	526.1	525.2	529.0	532.7	545.4	558.0	565.6	573.2	566.8
62.5°	558.9	558.8	557.3	555.8	560.3	564.7	580.4	596.1	606.5	616.8	609.1
65°	598.2	597.2	596.4	595.6	600.6	605.8	625.2	644.7	658.7	672.8	662.8
67.5°	656.2	655.4	653.7	651.9	657.6	663.3	688.3	713.2	731.4	749.4	736.2
70°	720.0	718.6	719.8	721.0	734.2	747.3	780.9	814.4	835.8	857.2	835.0
72°	688.6	689.1	693.2	697.3	720.4	743.4	791.1	838.7	869.7	900.7	866.4
72.5°	677.6	678.0	682.7	687.3	709.4	731.4	780.5	829.6	861.7	893.8	858.5
75°	631.0	632.3	637.7	643.0	665.4	687.7	737.2	786.7	817.4	848.2	812.9
77.5°	555.0	559.1	564.6	570.0	596.6	623.2	679.2	735.2	769.1	803.0	762.9
80°	423.5	422.0	431.4	440.7	466.1	491.6	534.8	578.1	617.2	656.3	611.3
82.5°	164.6	168.2	187.6	207.0	233.7	260.3	299.1	337.8	373.1	408.3	370.8
85°	17.0	19.3	26.3	33.2	47.8	62.3	85.9	109.6	132.7	155.9	130.8
87.5°	6.8	7.5	9.6	11.8	12.4	13.0	15.6	18.3	18.2	18.0	17.8
90°	0.0	0.0	0.0	0.0	0.0	0.0	0.0	0.0	0.0	0.0	0.0



REPORT NUMBER: P144358

CATALOG NUMBER: CNC-E01-LED-E1-WQ-8030

CANDELA DISTRIBUTION (continued):

	55°	60°	65°	70°	75°	80°	85°	90°
0°	246.4	246.4	246.4	246.4	246.4	246.4	246.4	246.4
2.5°	246.4	246.4	246.5	246.5	246.6	246.6	246.8	246.6
5°	246.4	246.5	246.5	246.5	246.6	246.6	246.8	246.6
7.5°	246.2	246.2	246.2	246.3	246.4	246.5	246.5	246.4
10°	245.8	245.8	245.9	246.0	246.1	246.2	246.4	246.4
12.5°	245.6	245.6	245.6	245.8	245.8	246.0	246.1	246.3
15°	245.5	245.6	245.6	245.7	245.8	245.9	246.1	246.3
17.5°	245.8	245.8	245.7	245.8	245.8	246.0	246.2	246.4
20°	246.8	246.7	246.6	246.5	246.5	246.7	247.0	247.0
22.5°	249.0	248.6	248.2	248.0	248.0	248.0	248.0	248.1
25°	252.4	251.8	251.0	250.8	250.6	250.6	250.5	250.7
27.5°	257.8	257.0	256.2	255.8	255.3	255.0	254.8	254.9
30°	264.4	263.4	262.5	261.8	261.0	260.7	260.4	260.5
32.5°	272.7	271.6	270.6	269.6	268.6	268.1	267.6	267.7
35°	283.3	282.1	280.8	280.0	279.2	278.5	277.8	278.3
37.5°	297.2	296.1	295.0	294.4	293.8	293.2	292.6	292.7
40°	316.0	314.8	313.6	313.2	312.7	311.9	311.1	311.3
42.5°	339.8	338.0	336.2	335.4	334.6	334.2	333.8	334.1
45°	365.5	363.7	361.9	361.2	360.5	359.4	358.4	359.4
47.5°	393.5	391.2	389.0	387.7	386.5	386.8	387.2	386.4
50°	425.0	421.2	417.4	416.0	414.5	414.5	414.5	414.4
52.5°	456.8	451.6	446.4	445.1	443.8	443.6	443.2	442.9
55°	490.2	483.8	477.4	475.1	472.7	473.0	473.4	474.3
57.5°	524.6	516.2	507.8	505.1	502.4	502.6	502.8	504.4
60°	560.4	549.6	538.8	535.7	532.7	533.5	534.4	535.3
62.5°	601.3	588.2	575.1	571.1	567.1	568.1	569.1	571.6
65°	652.8	636.4	620.0	615.8	611.6	612.1	612.6	616.8
67.5°	723.0	701.2	679.4	675.6	671.8	672.4	673.0	679.9
70°	812.8	780.5	748.2	732.3	716.4	713.9	711.4	715.0
72°	832.1	786.4	740.8	717.3	693.8	690.2	686.5	686.8
72.5°	823.2	777.0	730.9	708.1	685.4	682.4	679.4	678.7
75°	777.6	732.4	687.2	663.7	640.2	634.4	628.8	628.8
77.5°	722.8	665.9	609.0	583.6	558.2	552.2	546.3	541.7
80°	566.2	515.2	464.2	438.4	412.6	403.1	393.6	387.9
82.5°	333.3	286.4	239.4	206.7	174.0	164.1	154.2	140.6
85°	105.6	81.2	56.9	44.4	31.9	25.8	19.6	17.2
87.5°	17.6	14.2	11.0	10.6	10.2	8.0	5.8	4.9
90°	0.0	0.0	0.0	0.0	0.0	0.0	0.0	0.0

(END OF REPORT)